

Fox Valley Lutheran Band Handbook



2011 - 2012



This band handbook has been written for the Fox Valley Lutheran High School Band members and their parents to provide information regarding the instrumental music program at Fox Valley Lutheran High School. It is designed to assist the student in achieving success in his/her musical education and to help the parents understand the goals and objectives of the program. All students and parents are urged to read the entire booklet carefully.

Contents	Page
I Band Objectives	1
II Achieving Success	1
III The Band Member's Responsibility to the Music Program	2
IV The Responsibilities of the Instrumental Music Department	2
V The Band Organization	2
VI The Band Curriculum	2
VII Rehearsal Guidelines	4
VIII Instruments and Equipment	4
IX Facilities	5
X Hall Passes	6
XI Practice	6
XII Challenges	6
XIII Band Letter Awards	7
XIV Lessons	8
XV Attendance	8
XVI Assessment and Evaluation	9
XVII How Parents Can Help	10
Suggested Teachers for Private Study	11
Pep Band Schedule	12
Band Event Schedule	13
Notes	14

2011-2012

FVL Band Handbook



I Band Objectives

The directors are dedicated to the concept that each student receive a full and rewarding musical experience. This includes the learning of musical knowledge, refining of playing skills, and attaining of excellence in the performance of a wide variety of music. In addition, we strive to develop the spirituality, personality, responsibility, character, and sense of teamwork of each member of the band.

The Fox Valley Lutheran High School Band has five objectives:

1. Spiritual:

To use our God-given musical abilities and talents to their fullest possible extent to the glory of our Father in heaven.

2. Educational:

To develop creativity, impart musical knowledge and understanding, refine performance techniques, and develop an appreciation of music through performance.

3. Cultural:

To develop an understanding that music and the arts are a reflection of our culture, its impact on us, and what legacy we will leave for future generations.

4. Social:

To assist in the development of the total person by providing healthy opportunities for social interaction and character development.

5. Service:

To lend color and atmosphere to certain school and community activities within the framework of an educational experience.

II Achieving Success

There is one factor that will help determine the success of any individual or group and that is attitude. It is a little thing that makes a big difference. It is what fosters hard work. Talent will only take you so far. It takes dedication and determination to say "I WILL" to reach goals that have real meaning. Students should learn to discipline themselves to regular concentrated practice. Again, the right attitude must be there, with sincerity, focus, and dedication as the basic foundation. A good attitude makes an artistic performance inevitable and is the factor which makes the difference between a musical organization and just a group of individuals holding musical instruments.

Music is an academic discipline which can be enjoyed by everyone who has the right attitude and is willing to do their best work. Everyone should be striving to meet these goals and make the band the best musical organization possible.

III The Band Member's Responsibility to the Music Program

1. "Let your light so shine before men, that they may see your good deeds and praise your Father in heaven." *Matthew 5:16*
2. Be regular in attendance.
3. Make a sincere effort to learn and improve daily.
4. Encourage your fellow musicians.
5. Be honest and fair with others.
6. Cooperate with fellow band members and share with them the responsibilities and privileges that are part of the band program.
7. Contribute positively to his/her own music education and that of others by making the best use of his/her talents.
8. Improve his/her knowledge and understanding of music.
9. Read and play music with insight and expression.
10. Follow all classroom rules, rehearsal guidelines, and school regulations.
11. Respect yourself, your fellow students, and those in authority.


IV The Responsibilities of the Instrumental Music Department

1. Provide an atmosphere conducive to studying and performing music to the glory of God.
 2. Provide the students with proper and adequate facilities and equipment for rehearsal and performance.
 3. Provide the students with the materials and instruction necessary to advance their musical education.
 4. Plan and prepare each rehearsal and class.
 5. Encourage the daily progress of the entire band.
- Assess and evaluate the progress of each student.



V The Band Organization

1. **The General Board and the Board of Regents of Fox Valley Lutheran High School.**
2. **Administration:**
Principal, Assistant Principal, Federation Coordinator and Business Manager.
3. **Instrumental Music Department:**
Band Directors.
4. **Band Leadership Team (BLT):**
 - a. The BLT shall consist of selected members of Symphonic Band and the DrumMajors of the marching band.
 - b. The BLT functions to discuss, promote and coordinate band activities and events.
 - c. Members of the BLT serve as chairmen of subcommittees.
5. **Librarians:**
 - a. One or two individuals from each band.
 - b. Handle the filing and cataloging of all newly purchased band music.
 - c. Distributes, collects and files concert, marching, pep band and jazz ensemble music.
6. **Section Leaders:**
The role of the section leader is very important and carries with it several responsibilities:
 - a. Set a musical example for the section by learning their parts quickly.
 - a. Lead sectional rehearsals as needed.
 - a. Set a rehearsal model for the section.
 - a. Be enthusiastic about what you are doing.
 - a. Encourage the members of your section to keep improving.
 - a. Be active in cocurricular groups such as pep band, jazz ensemble, etc.



VI The Band Curriculum

1. **Marching Band**
All students enrolled in band are part of the marching band. During the school year the marching band will perform for selected home football games, invitational shows, the Appleton Christmas Parade, and the Appleton Memorial Day Parade. Rehearsals are held during the regular band periods and at announced times outside of the school day. All FVL girls are

eligible to try out for the color guard. Practices are held during the regular band periods and at announced times outside of the school day. Any sophomore, junior or senior may try out for the position of Drum Major. Once the position is attained, it is retained until the student graduates.

2. Concert and Symphonic Bands

The heart of the instrumental music program is the concert ensemble. All students enrolled in band will be placed into one of two concert organizations. Both groups will perform in three concerts and a Wisconsin School Music Association Festival. Chair placement within each group is determined by audition. Auditions will take place during the fall marching season. Mr. Neujahr will direct both the Symphonic and Concert Bands. An additional audition for Concert Band members will take place in the spring to determine band placement for next year.

3. Jazz Ensemble

Participation in jazz ensemble is by audition. If there is enough interest and instrumentation, a second jazz ensemble will be formed. Various forms and styles of jazz music and improvisation will be studied and performed. The jazz ensemble will perform for solo-ensemble festival, one concert and various other activities and festivals. Jazz ensemble is considered a cocurricular and therefore rehearses outside the school day and is governed by all cocurricular eligibility guidelines.

4. Solo-Ensemble Festival

All students will participate in our Wisconsin School Music Association district solo-ensemble festival. This year's festival will be held on March 3 at Waupaca. It provides you with the opportunity to study an excellent piece of solo or ensemble literature, perform for adjudication, receive awards and attend the state festival.

5. Pep Band

Pep Band is a regular element of the band. It performs for selected home football, and basketball games, the basketball regionals, and possibly playoffs and state tournaments. This group plays pop, rock and jazz oriented music. Students receive points toward a letter for each game they play. Pep Band is a cocurricular activity and is governed by all cocurricular eligibility guidelines. Some Pep Band performances are required and are not considered a co-curricular activity.

6. Church

We encourage students to make use of their talents by accompanying and performing in their home churches.

7. Lutheran Vanguard of Wisconsin

All students are eligible to participate in the Lutheran Vanguard of Wisconsin. This competing summer parade and field marching band is composed of students from FVL, Kettle Moraine Lutheran, Manitowoc Lutheran, Northland Lutheran, Luther Prep, Onalaska Luther, Shoreland Lutheran, Winnebago Lutheran Academy, and Wisconsin Lutheran High School. This band has established an outstanding record in parade and field competitions. Some of its awards include:



- First place in the Atlanta 4th of July Parade
- Three-time champion of the Three Rivers Festival in Fort Wayne, Indiana
- Most Outstanding Band at the 2000 and 2002 Summer in the City Festival in South Bend, IN
- Nine-time defending champion in Sun Prairie and Oregon, WI
- Grand Champion of the National Cherry Festival in Traverse City, Michigan, 1990, 1991, 1993, 1997, 1999, 2000, 2001, 2004, 2005, 2006, 2008, and 2010.
- The 1992 Grand Champion of the Calgary Stampede Parade in Calgary, Alberta, Canada
- Grand Champion of the 1994 VP Fair Parade, St. Louis, Missouri
- Grand Champion of the 1995 and 2001 Pittsfield, Massachusetts 4th of July Parade
- Grand Champion of the 1995 Minneapolis Aquatennial
- First place in Class A at the 1996 National Cherry Festival in Traverse City, Michigan

Information concerning this outstanding group's 2012 season will be available in September.

8. Musical Orchestra

Periodically, FVL will produce a musical every other school year. Selected students will be invited to participate in the pit orchestra for this production. There will NOT be a musical during this school year.

9. Die Fuchskapelle (The Fox Band)

Die Fuchskapelle is a German band made up of approximately 15-18 students from Symphonic Band. This group rehearses periodically and is invited to play for various functions, such as church picnics and other church functions, Winterfest, and the WSMA Solo/Ensemble festival. The music they play consists of traditional Bavarian and Czech polkas, waltzes, and marches. Die Fuchskapelle is a cocurricular activity and is governed by all cocurricular eligibility guidelines.

VII Rehearsal Guidelines

Rehearsal atmosphere, conduct, and attitude can be summarized in a single word:

RESPECT

Respect for each other:

- As individuals with feelings, personalities, and rights
- As members of a group effort
- As musicians, each with their own unique abilities
- As part of God's family

Respect for the music:

- Play the music with feeling and expression
- Play the music technically correct
- Play the music in the correct style
- Produce a performance worthy of your efforts

Respect for property:

- Your own
- Your fellow musicians
- The school's



Respect for yourself:

- To produce the best effort possible (attitude)
- To have confidence in the abilities with which you have been blessed

Respect will prompt you to:

- Be on time for rehearsal
- Be attentive
- Focus on the job at hand
- Do not be distracted or distract others with talking or non-acceptable behavior
 - Have your instrument and music at all rehearsals
 - Have a pencil at rehearsal
 - Use excellent posture so your playing will be representative of your ability
 - Have your instrument and other equipment in excellent working condition
 - Keep food and wrappers away from your instrument, case, storage rooms, and band room



VIII Instruments and Equipment

1. Instruments

The school owns many instruments and much equipment. These instruments are issued by the band director to those who need them. At the time of issuance, the band member will record basic instrument information with the director. There is no rental fee for the instrument. When the student is no longer in need of the assigned instrument, he must see the band director and he will check to make sure that the instrument was returned in good condition. Any maintenance costs incurred during the year resulting from normal wear and tear will not be the responsibility of the student. However, all damages due to neglect, carelessness or abuse on the part of the student will be charged to the student. Percussion players are asked to pay an annual fee of \$10.00 for the cost of replacing mallets, sticks and minor percussion repairs.

2. Uniforms

Fox Valley Lutheran High School owns a full set of marching uniforms for the entire band and concert formal wear which is worn by Symphonic and Concert Band. Full details

concerning proper wear and the care of the uniforms will be given to the students at the time of issuance. It is always important to remember that these uniforms are school property and should be treated with great care.

Wind and percussion players in the marching band will need to have a pair of black marching shoes. Many already have them. This shoe can also be worn with the tuxedos used by Symphonic and Concert Band gentlemen. It is also the same shoe worn by the Lutheran Vanguard so another purchase would not be necessary. We will take care of sizing and ordering for those who need them. The cost is \$36.00 a pair. Color guard members need not purchase this shoe. There may be used shoes for a reduced rate - check with the director.

3. Recording and Computer Equipment

Students are not to use the recording, stereo or CD equipment, band room and lab computers without the permission of a director. FVL owns digital recording equipment which can be used for individual recording projects. Speak with the director if you are interested.

4. Recording and Videos

Recorded examples and video clinics of individual instruments are available for your use. Please see the director.

5. Reed Usage

The following brands of reeds are acceptable for use. Exceptions would be reeds recommended by private teachers. Always have 3 or 4 reeds in good working condition. Alternate reeds on a daily basis.

Clarinet: Mitchell Lurie, Vandoren

Saxophone: LaVoz, Hemke, Vandoren, Rico Royal (good tenor jazz reed)

Oboe: Stuart Dondel is an excellent commercially made reed if you don't make your own.

Bassoon: Bill Roscoe is a good commercial brand if you do not make your own.

6. Supplies

Reeds, valve oil and other instrumental supplies are available for sale in the band office. A price list is posted. The Band Store will be open from 7:30-7:55 A.M., after chapel and after school when a director is present. Please plan ahead.

7. Care of School Equipment

Please remember that the school owned instruments and equipment are not yours. They are very expensive and must last for many years. In some cases many, many, many years. Therefore, it is our responsibility to take care of them in the best possible way. You will be held responsible for damage to instruments due to misuse or negligence.

IX Facilities

1. Rooms

When rehearsing indoors, both bands will use the band room or stage. When we move outdoors to practice marching, we will use the south parking lot, the football fields or the service drive around school. **No food or drink** is allowed in the practice or rehearsal rooms unless approved by Mr. Neujahr. Let's keep our area clean.

2. Storage

Everyone will be assigned a place to store his/her instrument during the school day. It is to be put there following rehearsal. If you leave it somewhere other than your assigned spot (hallway, stage, middle of the band room, etc.), it will be collected and you will be fined **\$1.00**. Music is to be stored in the music folio cabinet, and **not with your instrument**. If you leave your music lying around, it will be collected and you will be fined **\$.50**.

3. Fire Drills

If a fire drill should occur during rehearsal or while you are practicing, please exit the band room to the right, go to the first hall and turn right, and exit to the patio. The last one out should close the doors.

4. Bulletin Board

Check the bulletin board in the band room on a regular basis for announcements concerning the band, workshops, honors groups, summer camps, college programs, etc.



X Hall Passes

You may obtain a hall pass to come and use the practice room facilities during a study hall or media center period. The guidelines are as follows:

1. You must sign up with Mr. Neujahr prior to the period you wish to practice. You will not be allowed to leave study hall without a pass. There will be no sign-up on days when there is no director present.
2. When you come to the music area, you are to PRACTICE. This means the entire hour. The practice room area will be monitored.
3. Generally there is one student per practice room unless you are working together on an ensemble or band music.
4. Go to study hall at the beginning of the hour for attendance. You will then be excused to come to the music area.
5. There will be no permanent passes issued.
6. The number of students allowed in the music area for practice during a given period will be determined by the amount of available space.



At various times you will be requested to come to the music area for uniform fitting, auditions, etc. You will be listed on a study hall release form. That means you will report directly to the music area at the appointed time. If you are scheduled by the director, you need not report to the study hall first.

XI Practice

It's more fun to play if you play well, and practice is what makes this possible. The best way to succeed is to use your God-given talents on a regular basis.

1. Practice for progress and results, not just a specific length of time.
2. Assemble the instrument carefully.
3. Warm-up the instrument.

4. Condition the embouchure by playing long tones. Listen and play these tones in tune and with good tone at all dynamic levels. Start in the middle register and work both directions.
5. Limber your fingers and brain by playing scales and/or scale related exercises.
6. Practice assigned lessons and/or music parts. When you are unable to play a particular phrase or group of notes, STOP. Make an exercise out of the difficult part. Practice it very slowly at first and gradually increase the speed until you are able to play it at the proper tempo. After this play the passage again a few more times while playing one measure before and one measure after the difficult phrase.
7. After a practice session is over, dry the inside of woodwinds and drain the moisture from brass instruments. Wipe off the outside of the instrument if necessary. Carefully return the instrument to its case. Do not carelessly throw it in. To avoid damage do not keep stands, music folders, medals and other objects in the case unless a place is provided for them.
8. Practice for good tone. Remember GOOD TONE is important (even in difficult passages).
 - Also practice softly, even pianissimo.
 - Always practice with expression.
 - Always use good posture when practicing.
 - Practice difficult measures over slowly, then increase the speed.

XII Challenges

Sometimes students desire to advance their placement within a section following auditions. The challenge system allows the student an opportunity to work his/her way up in a section. Challenges will be done according to these guidelines:

1. You must fill out an official challenge form obtained from the director.
2. Four selections will be played during the challenge. The challenger will pick one from the folder, the person being challenged will pick one from the folder, and the director will select one from the folder. The fourth selection will be sightreading. The sections of these selections to be played will be determined at the time of

the actual challenge. Both players will play the same sections. All music played in the challenge, excluding the sight-reading, will be from the folder of the person being challenged. **IT IS THE RESPONSIBILITY OF THE CHALLENGER TO GET COPIES OF THE MUSIC FROM THE DIRECTOR.**

3. Challenges will always be done in seating sequence; that is, one chair upward at a time.
4. A challenge CANNOT be refused.
5. When a challenge form is turned in, both people involved must be present so that a date can be set up immediately. The challenge will be heard no earlier than one week, and no later than two weeks, from the date the form is turned in.
6. The challenger must outscore the person being challenged by five (5) points or more to win the challenge.
7. You will also be judged on tone quality.
8. A challenge cannot take place within two (2) weeks of a major performance date.



XIII Band Letter Awards

The following is a list of ways in which you can earn points toward a letter award for outstanding dedication and accomplishment in band. This list is not necessarily all-inclusive, but we've tried to list most of the ways we can think of. We reserve the right to make final decisions as to the awarding of any points. A total of 140 points is needed to achieve a letter award.

Band Librarian	7 points per quarter
Basketball Games (Pep Band)	4 points
Brass Choir, Woodwind Choir, Percussion Ensemble	5 points per performance
Choir Accompaniment, etc. at Concerts or Worship Services	3 points
WSMA Band Festival	6 points
Ensemble Performance with Band	4 points
Extra rehearsals outside of school day (full band)	7 points
1st Chair for one quarter	10 points
Football Games (Pep Band)	4 points each, 6 when we march
Graduation	3 points
All Concerts	6 points each
Jazz Ensemble	20 points; an additional 10 points awarded for attendance at Jazz Festivals
WELS Band Festival	10 points
Attendance at Outside Concerts Note: Your parent's signature is required on a program which must be turned in.	5 points each
Parades	6 points each
Pit Orchestra for Musical	5 points per performance
Private Study	10 points per quarter of instruction
Solo Performance with Band	6 points each
Other areas of service	Points awarded at discretion of director

listing continued on next page

Solos and Ensembles at WSMA Contest

Solo and Ensemble awarded points are in grey

Solos

Class

	A	B	C
Score			
*	24	----	----
1st	20	16	12
2nd	14	10	6
3rd	8	4	2

Small Ensemble (6 or fewer)

Class

	A	B	C
Score			
*	18	----	----
1st	16	12	8
2nd	10	6	4
3rd	4	2	----


Large Ensemble (more than 6)

Class

	A	B	C
Score			
*	12	----	----
1st	10	8	6
2nd	8	4	2
3rd	2	1	----

strument. The names listed are of Appleton area teachers only. Green Bay area students are urged to contact the music department at UWGB or St. Norbert College.

- It should be stressed that in this format you will be studying your instrument and not just taking lessons. You should approach it in this way. That means you must practice on a regular basis and be consistent in attending lessons.
- In most cases we are unable to quote prices. You will have to explore that aspect.
- You will receive 10 points per quarter of instruction towards a band letter.
- When you begin lessons, please inform Mr. Neujahr immediately so you may receive proper credit.
- In all cases, the ability of a teacher to take you as a student will be based upon his or her teaching schedule.
- Studying privately will open up a whole new world for you. We urge you to get involved.



XIV Lessons

In order to fully develop your musical talents, abilities and interest we encourage students to take lessons. Because of student schedules and the director's schedule we are unable to provide lessons on a regular basis to most students. Therefore, we suggest private study for as many as are able.

- If you are to reach the full potential of your abilities, get the most enjoyment from your playing and expand your musical concepts and understanding, we heartily recommend private study on your instrument. We cannot stress enough the importance of private study.
- Attached to this booklet is a listing of private teachers for each instrument or whom to contact for more information. This listing is not all inclusive. However, it does provide you with suggestions for quality instruction on your in-

XV Attendance

- Attendance is taken every day as in any class. You must be in the rehearsal room by the second bell or a tardy will be assessed. Three minutes after the bell attendance will be taken. At this time you should be seated in your chair with instrument and music. This is also your time for personal warm-up. Attendance at rehearsals during regular school hours is required. Matters involving attendance during these hours are handled through normal school channels.
- In any type of group activity, attendance on the part of its members is necessary for the success of the entire ensemble. Therefore, there are also certain attendance rules and guidelines connected with the band program:

There are several performances in which the entire band participates. These performances

are outside the normal school day and represent the culmination of many hours of rehearsal and preparation. They are also the final step of the learning process and assessment for each student during that rehearsal session. This is the nature of a performing group. Responsibility to the group is important. These activities are all clearly marked on the band calendar. An unexcused absence from one of these events has a great impact on the students' point total for the quarter and ultimately the grade. Acceptable excuses for absence from one of these events are:

- a. illness
- b. funeral
- c. family wedding
- d. family confirmations and baptisms
- e. extended trips or family vacations planned well in advance and excused ahead of time by the director
- f. varsity football player for appearances at home football games
- g. others as excused by the band director.

There are other valid reasons which would make attendance impossible. Please contact the director in advance. All excuses are to be in written form and signed by a parent.

ABSENCES FROM EVENTS IN WHICH THE ENTIRE BAND PARTICIPATES DUE TO JOB OBLIGATIONS WILL NOT BE EXCUSED.

3. Attendance at full band rehearsals scheduled outside of the normal school day is expected unless excused ahead of time.

XVI Assessment and Evaluation

Student assessment may be demonstrated in many ways. The performing arts allows for a wonderful variety in assessing the development of students. Individual growth can be measured in lessons, solo or small ensemble performance, sectionals, written work, playoffs or recording. Your band is critiqued or evaluated at every public performance. Even rehearsals and practice sessions are a gauge of development. During the course of our school year, growth is the key word. Growth as an individual and as an ensemble

- in realizing and making use of the wonderful gifts and opportunities with which God has blessed us.

- in our understanding of music.
- as performing musicians.
- in setting and achieving goals.
- in self discipline.
- in social skills.

One of the final evaluations for you as students, of course, is the grade you receive on the report card. This is how your grade will be determined: Two-thirds of your grade each quarter will be figured on a point system based on performance and attendance; One-third of your grade will be based on attitude, effort, and cooperation. This system will allow us a mix of objective and subjective evaluation in determining the grade.

Grade Summary for each Quarter

Pep Band and Halftime of HC Football Game – Sept 30	50
Wednesday evening rehearsals – Sept 7, 14, 21, 28 (15 points each)	60
Playoff of HC music from memory (30 points each)	60
Playoff of scales (Concert C and F Major, a and d minor – 10 each)	40
Attitude, Effort, and Cooperation	100
Quarter One Total Points	305
Fall Band Concert – November 8	50
Christmas Parade – November 22	50
Playoff of Christmas Parade music from memory (30 points each)	60
Playoff of scales (Concert B ^b and E ^b Major, g and c minor – 10 each)	40
Attitude, Effort, and Cooperation	100
Quarter Two Total Points	300
Attendance at 5 Pep Band Performances (quarter two games count here)	50
Winterfest – January 29	50
WSMA Solo/Ensemble Festival at Waupaca – March 3	50
Playoff of scales (Concert A ^b and D ^b Major, f and b ^b minor – 10 each)	40
Attitude, Effort, and Cooperation	100
Quarter Three Total Points	290
Spring Concert – May 6	50
Memorial Day Parade – May 28	50
Playoff of Memorial Day Parade music from memory (30 points each)	60
Playoff of scales (Concert G and D Major, e and b minor – 10 each)	40
Attitude, Effort, and Cooperation	100
Quarter Four Total Points	300

A. Point System per Quarter

Points Earned per Quarter	Grade Given
270 or more	A
240 - 269	B
210 - 239	C
180 - 209	D
Below 180	F


Points will be adjusted by the director for excused absences

B. Attitude, Effort & Cooperation

Attitude, desire and cooperation all contribute to the overall tone or personality of a group thereby directly affecting its morale, purpose and ultimate success.

- How much do you contribute to the growth and development of your musicianship?
- Do you practice outside of rehearsals?
- Do you work hard during rehearsals?
- Do you make a sincere effort to achieve group and individual goals?
- Am I punctual for rehearsals and activities?
- Do I place group needs before individual wants?
- Is my instrument in good playing condition?
- Do I remember to bring my instrument and music to rehearsals?
- Did I attend performance events?
- Am I attentive in rehearsals?

Groups such as jazz ensemble and basketball pep band are not included since they are considered cocurricular. Band members may also have music theory or other written assignments. These results will also be figured into the student's grade.



XVII How Parents Can Help

At Home:

1. Show interest in the music studies of your child.
2. Arrange a regular time for practice.
3. Find a quiet place where he/she can practice without interruption.
4. Keep the instrument in good repair with reeds, supplies, etc. in the case.
5. Be very careful with school owned instruments.

6. Teach him/her to be on time for rehearsals and performances.
7. Make faithful attendance at all band activities important.
8. Encourage him/her to play for others when the opportunity arises at church, school, community, etc.

At School:

1. Keep a record of the student's various musical activities.
2. Notify the director if he/she is to be absent from/ tardy to a rehearsal or performance, explain why.
3. See that the instrument and music come to school when needed.
4. Help the student arrange schedules so as not to conflict with band activities outside the school day.
5. Discuss with the director anything that will help him to better understand your child.
6. Attend performances and meetings of the music parents' organization.
7. Help with parent activities.

Parents play an important role in the musical experience of their children. Here are a few suggestions that will help benefit both parent and child in sharing the enjoyment of music:

1. Take an interest in your student's progress.
2. Take an interest in your student's practice habits.
3. Take an interest in your student's assignments and band music.
4. Take an interest in the program.



Suggested Teachers for Private Study

2010 - 2011 SCHOOL YEAR

(Teacher list is subject to change, check with Mr. Neujahr if no phone number is listed)

LAM=Lawrence Academy of Music

Flute

1. Mrs. Suzanne Jordheim - Fox Valley Symphony - LAM
2. Ms. Barbara Boren - Lawrence University faculty - LAM
3. Ms. Beth Perry, Beth Kinzel - LAM
4. Mrs. Jane Bent (739-5459) - Fox Valley Symphony
5. Ms. Carla Rae Triolo (735-6789) - Fox Valley Symphony
6. Penny S. Paiser-Wilson (720-9741)
7. Sarah Kelly, Sarah Sandusky - LAM
8. Hillary Bromeisl (735-6189)
9. Jan Parker (450 - 4510)

Oboe

1. Penny S. Paiser-Wilson (720-9741)
2. Andrea Goss Hixon, Leslie Michelic - LAM
3. Howard Niblock - LU

Bassoon

1. Monty Perkins - LU
2. Penny S. Paiser-Wilson (720-9741)
3. Owen Berendes - LAM
4. Paula Brusky (750-1441)

Clarinet

1. Mr. Jerome Koleske - LAM
2. Kevin Nutini - LAM
3. Penny S. Paiser-Wilson (720-9741)
4. Monica Bayley - LAM
5. Fan Lei - LU
6. David Bell - LAM
7. Lonette Gregersen (739 - 0499)
(Mount Olive Member)
8. Greta Swigert (450 - 4510)

Saxophone

1. Ms. Kelly Carpenter, Ramona Emrick, Melanie Howell - LAM
2. Penny S. Paiser-Wilson (720-9741)
3. Mark Stuedemann (Neenah)
4. Megan Smith, Mary Pasiouros - LAM
5. Rick Rajchel (450 - 4510)

Trumpet

1. Ryan Smith - LAM
2. John Daniel - LU
3. Mike Hale
4. Mark Stuedemann (Neenah)
5. Renee Millard-Police (450 - 4510)

French Horn

1. Kathleen Callaghan - LAM
2. Kristin Bryan
3. James DeCorsey - LU
4. Don Krause (886 - 9890)
5. Renee Millard-Police (450 - 4510)

Trombone - Baritone - Tuba

1. Ms. Anne Witherall - LAM
2. Mr. David Sawall (734-1544)
3. Nick Keelan - LU
4. Marty Erickson - LU
5. Renee Millard-Police (450 - 4510)

Percussion

1. Mr. Michael Ratsch - LAM (Snare, Mallets, Timpani, Drum Set)
2. Mr. Mike Ross - LAM (Snare, Mallets, Timpani)
3. Mr. Steve Seitz, Green Bay (468-4464) (Drum Set, Snare)
4. Ryan Korb (993-9320) (Drum Set, Snare, Mallets)
5. Heid Music (734-1969) - Scott Brown, Nate Russel, Greg Strizek, Greg Thiel, Pete Buxman, Ryan Schieder-meyer (Drum Set, Snare, Hand Percussion)
6. Jon Leahy (FVL graduate)- Appleton (920-359-0015)
7. Jeff Roblee (205 - 1610)

A reminder that the Lawrence Academy of Music also makes use of junior and senior Lawrence music majors to teach in their program. They are usually very good teachers at a reduced rate. The academy also has some scholarship money available based on need.

Other classes and performance opportunities in music are also available through the Lawrence Academy of Music:

1. Music Theory I & II
2. Jazz Combos
3. Chamber Ensembles
4. Percussion Ensemble - Mr. Michael Ross, conductor
5. Junior High Honors Band - Nancy and Michael Doleysch, conductors
6. High School Wind Ensemble - Prof. Andrew Mast, conductor

For more information on these offerings, contact the Academy of Music (832-6632) or Mr. Neujahr.

Fox Valley Lutheran High School Pep Band Schedule 2011-2012

Five Basketball games are required

September	16	Friday	FB vs Freedom	6:15 PM
	30*	Friday	FB vs Waup. (HC-Halftime & Pep Band)	
October	14	Friday	FV vs Clintonville	6:15 PM
December	8	Thursday	BBB vs Clintonville	6:45 PM
	9	Friday	GBB vs Waupaca	6:45 PM
January	6	Friday	GBB vs Berlin	6:45 PM
	17	Tuesday	GBB vs Ripon	6:45 PM
	24	Tuesday	BBB vs Xavier	6:45 PM
February	2	Thursday	BBB vs Waupaca	6:45 PM
	21	Tuesday	BBB vs Berlin	6:45 PM
March	1	Thursday	GBB vs Xavier	6:45 PM
(February/March)	28, 2, 3	Tu, F, Sa	BBB Regionals	
March	6, 9, 10	Tu, F, Sa	GBB Regionals	
	8, 10	Th, Sa	BBB Sectionals	
	15, 17	Th, Sa	GBB Sectionals	
	15 – 17	Th – Sa	BBB State	
	22 – 24	Th – Sa	GBB State	

The FVL Pep Band may play for any regional games if they are played at FVL. We may play for sectional games. We always plan on playing at state tournaments when FVL has teams participating.

* Denotes a required performance (performance at halftime) for all band members.

This year, the FVL Pep Band is scheduled to play for eight basketball games (4 boys' and 4 girls' games). **FVL Band students are required to play for five of the games, which they can choose in advance.** Obviously, any students can play for more than five if they choose.

Fox Valley Lutheran High School

Band Event Schedule

2011-2012

August	31	Wednesday	Percussion Rehearsal (All Battery/Front Ensemble)	6 – 8 PM
September	7, 14, 21, 28		Wednesday Full-Band Marching Rehearsals	6 – 8 PM
	26	Monday	FVL Music Associates meeting	7:00 PM
	30*	Friday	Homecoming Performance (with Pep Band) – Schedule handout	
October	15	Saturday	FVL Dinner Auction "Route 66" – Special Ensembles	5:00 PM
	16	Sunday	FVL Choral Concert (Choir only)	6:30 PM
November	8*	Tuesday	Fall Band Concert	6:30 PM
	11	Friday	Veteran's Day Program at FVL (Symphonic Band)	Chapel
	11 -13	Fri - Sun	WELS Choral Festival at New Ulm (Choraliers)	
	19	Saturday	Lutheran Vanguard of Wisconsin Preview Day at FVL	1:30-4:30 PM
	22*	Tuesday	Appleton Christmas Parade	6:30 PM
December	2	Friday	Tuba Christmas (at FVL) Rehearsal at 5:00 PM	7:00 PM
	10	Saturday	FVL Middle School Band Concert/Chili Supper	4:00 and 6:00 PM
	18	Sunday	FVL Christmas Concert (Choir only)	4:00 PM
January	14-15	Sa – Su	LVW First Rehearsal Camp weekend 2:00 PM Saturday – 2:00 PM Sunday	
	21	Saturday	WLC Jazz Festival	All Day
	28	Saturday	Eastern Valley Band/Choir Honors Festival (Little Chute)	8 - 5
	29*	Sunday	Winterfest (Set up on Saturday, January 28)	11 - 5
February	13	Monday	<i>FVL Music Associates meeting</i>	7:00
March	3*	Saturday	Eastern Valley Solo/Ensemble Festival at Waupaca	8 AM – 4 PM
	9 -11	Fri – Sun	WELS Band Festival at Winnebago Lutheran Academy (Select Students)	
	11	Sunday	WELS Band Festival Concert at WLA	2:00 PM
	18	Sunday	FVL Sacred Choral Concert	6:30 PM
May	5	Saturday	State Solo/Ensemble at UWGB	8 – 5
	6*	Sunday	FVL Spring Concert	6:30 PM
	7	Monday	<i>FVL Music Associates meeting</i>	7:00 PM
	15	Tuesday	FVL Spring Jazz and Choraliers Concert	7:00 PM
	26	Saturday	FVL Graduation (SB and other Selected Students)	10:00 AM
	28*	Monday	Appleton Memorial Day Parade and Band Awards	9:00 AM

In addition to the above schedule, dates may be added for Jazz Ensemble or Die Fuchskapelle (Polka Band) performances, as well as invitations for ensembles to play in Federation congregations on selected Sundays. Also, selected student ensembles, the Concert Band, and the Symphonic Band will occasionally have opportunity to participate in our daily chapel services. The dates for LVW rehearsals will be announced when they are set.

*** DENOTES FULL BAND PERFORMANCE DATES (REQUIRED)**

NOTES

