

What Parents

Online Social Networking Sites

Need to Know

What are "Online Social Networking Sites"?

xanga
friendster
facebook
myspace
friendster
myspace
xanga
livejournal



Have you heard of these? It's these & more!



Disturbing Facts*

- **2005 – 77 MILLION children and teenagers will have access to the internet**
- **75% of children online share personal information with complete strangers**
- **3 out of 5 children are exposed to sexual material online – either through the internet or by the interaction on chat rooms**

**U.S. Dept. of Justice report, 2003*





So, What's the Problem?

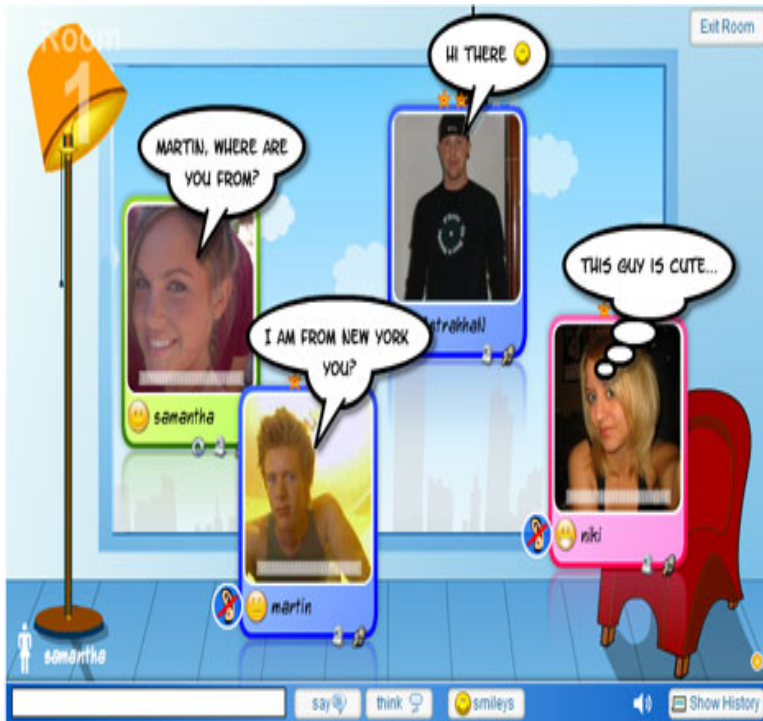
Many online services – blogs, chatrooms & “friend” sites – encourage members to create & share a “profile” of who they are.

These profiles include personal information, email addresses, photos, and more.

**This info is easily accessible by
ALL web surfers!**

Protect Children from Internet Predators

Sexual Predators



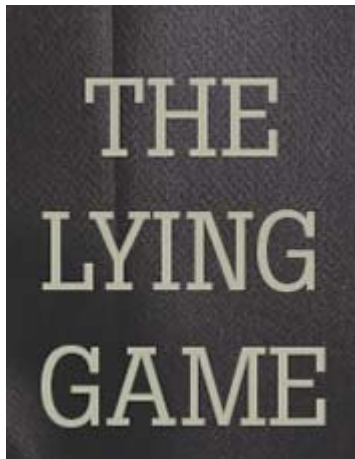
Many cases begin in chat rooms where predators “troll” for victims (usually children)

A “grooming process occurs in which manipulation is used to isolate the victim from family & friends.



Trolling & Grooming

“Trolling” is how predators make contact with their victims – they use false profiles to visit chat rooms & sites to find their prey.



**REMEMBER: No one patrols the Internet!
As a parent who cares for your children –
you need to do it in your house!**

“Grooming” is when predators use false promises and lies to make friends with their victims. They often play on weaknesses to arrange meetings.



Warning Signs



- Telephone calls at all hours
- Computer is left on over night
- Child becomes upset at internet interruption
- Withdrawn, depressed, secretive



Be Aware...



- The internet has become an efficient tool to facilitate criminal acts with low risk of apprehension..
- Accessing the internet is like letting a “genie out of the bottle”, users may expose themselves to potential harm.



What Parents
About Protecting Themselves
Need to Know

Know Basic Computer Security

Without the secure icon, information passed over the web can be intercepted and downloaded easily.

The information can then be viewed in its original context...



NOT SECURE



NOT SECURE



NOT SECURE





Flannery's Tip



Always check for the secure icon when sending information over the internet



The icon represents **encryption** software that is being used.



Encryption refers to the scrambling of information as it travels over the internet between computers



Do an “EGO Search”

Want to find out what is already out in cyberspace about you and your family?

- 1) Go to Google, Yahoo, or another search engine**
- 2) Type your name inside quote marks & hit search**
- 3) Try the same for the members of your family**

You may be surprised at what you find.

THIS IS INFORMATION ANYONE CAN FIND!

A decorative graphic consisting of overlapping yellow, red, and blue squares with a black crosshair.

Safeguarding Your Family

**Even if you are not a “computer person,”
it is important that you set family rules for
computer use...**

**Know who your child is communicating with
Know what information your child is posting
Know what photos are being posted online**

**Remember once information of any kind
is posted on the internet – you cannot ever
regain control over it.**



What if my child...



If you don't think your children are being honest with you about their computer use...

You can install software that limits their usage or that you can use to keep track of what sites they have visited and what they have been communicating.



This information can save your child from becoming a victim or a statistic!





Important Pointers

Use a free e-mail account for online chat rooms (Hotmail, Juno, Yahoo, etc.) Keep a primary e-mail address private.

In user created chat rooms, you are at risk. DO NOT fill out profile sections!!

BE DIRECT in your communication.

DO NOT reply to threats or intimidation.

More Pointers

- Choose a gender-neutral name for chat rooms or your e-mail address..
- Block unwanted users both in e-mail and instant messaging...
- **SAVE ALL** communication for evidence, including e-mail 'header' of suspect..



What Parents

Those Networking Sites

Need to Know



Myspace, Xanga, Facebook...

- Extremely popular with teens
- Commercial businesses!
- Searchable profiles
- “Private” isn’t private
- Posting info & photos that shouldn’t be posted
- “Everybody’s doing it!”



xanga friendster facebook myspace friendster myspace xanga livejournal



CAUTION!

**Nobody polices the
content of these sites!**

**Many take on false
identities/ages!**

**Postings of explicit
photos & messages!**

**KEEP YOUR KIDS
SAFE Online**





Who's watching???

- Friends
- Classmates
- Parents
- School Administration
- College Admissions
- Police
- Criminals
- Sexual Predators




**Who do you want
visiting your site?**

**YOU DON'T GET
A CHOICE!**

**What Parents
About Cyberbullying
Need to Know**

Cyberbullying...



Bullying has always been a problem --

Computer technology, email, and the ability to post, edit and send photos has made this even a larger problem.

Students need to be aware that making threats online is against the law and may result in police visits, arrests, and court appearances.

Online bullying...



The Internet makes bullying easier and the victims seem more remote. Children feel like there is less chance they will be caught.

Students who may have never been involved in bullying, stalking, and harassment in the past now sometimes commit these threatening acts because they feel they can “get away with it” and no one will ever know.

What happens if...

Your children receive threatening, obscene, or harassing emails

Or, if malicious, false, slanderous material is posted about them.

As a parent, it is important for you to **TAKE ACTION!**





Flannery's Tip




Contact the ISP (Internet Service Provider)
domain of the stalker...

From: Rb626@aol.com

Contact: abuse@aol.com

Advise the ISP of the harassment and request
they intervene



Contact the police!!!





Online Resources

- www.safetyed.org
- www.haltabuse.com
- www.cyberangels.org
- www.wiredsafety.net

Safety Tips



- **Keep the computer in a “common area”**
- **DO NOT allow children in chat rooms unsupervised**
- **Advise children to NEVER give out personal information online**
- **DO NOT allow children to fill out chat room ‘profiles’**



Any Questions?

Deputy John Flannery
Brown Co. Sheriff's Department
1900 Libal St.
Green Bay, WI 54301
920-448-2800 x109

